






Year	B/4	Teachers	Mrs Rachel Sykes	Term	Spring	Visit	Local library
Theme	Sketching/Block Foam Printmaking/ Painting/Textiles			Artists	Hokusai		
Hook				Reflection	Art Exhibit in local library		

Subject	Week 1	Week 2-4	Week 5-7	Week 8-11
ART	<p>Can I understand the key skills of Monoprinting? https://www.accessart.org.uk/light-field-monotype/</p> <p>READ Can I find out about Katsushika Hokusia print artist from the Edo period? ..\..\LKS2 Spring\Hokusai powerpoint.pptx</p> <p>ANALYSIS/EVALUATION Hokusai was known for being a bit crazy and broke all the rules of Art.. Very daring and didn't follow the traditional way of doing things. He liked to keep things interesting! Aware of the immense beauty and power of nature .He would allow people to watch as he created huge painting from scratch in public. ..\..\LKS2 Spring\LKS2 Evaluation of art questions.pptx</p> <p>Katsushika Hokusai (May 10, 1849) was a Japanese artist, ukiyo-e painter and printmaker of the Edo period.In his time he was Japan's leading expert on Chinese painting.</p> <p>Born in Edo (now Tokyo), Hokusai is best-known as author of the woodblock print series Thirty-six Views of Mount Fuji (c. 1831) which includes the iconic and internationally recognized print, The Great Wave off Kanagawa, created during the 1820s. Hokusai created the "Thirty-Six Views" both as a response to a domestic travel boom and as part of a personal obsession with Mount Fuji. It was this series, specifically The Great Wave print and Fuji in Clear Weather, that secured Hokusai's fame both within Japan and overseas. The Edo period (江戸時代, Edo-jidai) is a division of Japanese history running from 1600 to 1867. The period marks the governance of the Edo or Tokugawa Shogunate which was officially established in 1603 by the first Edo shogun Tokugawa Ieyasu. The period ended in 1867 with the restoration of the Imperial rule by the 15th and last shogun Tokugawa Yoshinobu. The Edo period is also known to be the beginning of the early modern period of Japan</p>	<p>DRAWING/PAINTING</p> <p>Can I describe the work of Edo artist Katsushika Hokusia and techniques he uses?</p> <p>Can I draw linear works depicting the style of Hokusia?</p> <p>Can I use different brushes/pencils/pen/paint for different purposes? Can I explain how to use some of the tools and techniques chosen to work with? Can I use tools, material and techniques effectively and safely?</p> <div style="display: flex; justify-content: space-around;">   </div> <p>Children select one of Hokusai' works to copy using various pencil grades using mark making and tonal shading, blending and highlighting.</p> <p>Trace through complete sketch and use different sized brushes to re-create the colour palette on the selected Hokusai work-test shades mixed on sketchbook until correct colour is achieved. Add white for tints. Add black for tones. Use stippling brushes to create blending/Ombre.</p> <p>EVALUATION Can I take the time to reflect upon what I like and dislike about my work in order to improve it? Can I regularly reflect upon my own work, and use comparisons with the work of others (pupils and artists)? Can I to identify how to improve evaluate work using 0-5 scale on my Learning Journey?</p>	<p>DRAWING</p> <p>https://www.accessart.org.uk/page-panel-how-to-make-manga-irina-richards/ Manga are comics or graphic novels originating from Japan. Most manga conform to a style developed in Japan in the late 19th century, and the form has a long history in earlier Japanese art. The term manga is used in Japan to refer to both comics and cartooning.</p> <p>Can I describe the work of Japanese Manga? Can I draw linear works depicting the style of Japanese Manga? Can I use pencils and pens for different purposes? Can I explain how to use some of the tools and techniques chosen to work with? Can I use tools, material and techniques effectively and safely?</p> <ol style="list-style-type: none"> 1) Use step by step instructions to draw manga style image. 2) Using the style of Hokusai OR Japanese Manga in mind design your own image to recreate in a monoprint. <p>PRINTING</p> <p>Can I use a Hokusia OR Manga style to create a monoprint?</p> <ol style="list-style-type: none"> 3) Monoprint session- apply ink using paint brushes of different sizes onto acetate. Print on to damp fabric (paper on top). 	<p>SEWING/MAKING</p> <p>Can I use running stitch to add quilted effect? Can I use blanket stitch to edge coaster neatly?</p> <ol style="list-style-type: none"> 1) 3 layers-fabric print, wadding, final layer of printing cloth pinned together. Identify which continuous line you will stitch for a quilted effect-sew. 2) Sample-blanket stitch 3) Blanket stitch edges.



Subject	Week 12
ART	<p>EXHIBIT LOCAL LIBRARY REFLECT/EVALUATE</p> <p>ART EXHIBITION</p> <p><i>Skill: to evaluate Artwork. View Work and discuss as a class/ groups.</i></p> <p><i>What is it you like about the Art work?</i> <i>What Art mediums have been used?</i> <i>How has the artist created a 3D effect?</i> <i>What tools and materials have been used?</i> <i>How can it be improved?</i></p>